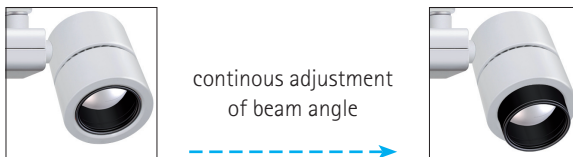





## Spotlight-Adapter Z000M

- › fits on every spotlight of type TUBE 95
- › adapter has to be ordered separately
- › continuous adjustment of beam angle
- › tool-free exchange on existing luminaire
- › please mind the correct LED-type!



	Articel-No.	Adapter		2700 K	3000 K	3500 K	4000 K
	07530.10.	Spotlight-Adapter Z000M	LED-Type 11	1070 lm	1110 lm	1140 lm	1150 lm
		Beam angle 12° - 45°	LED-Type 12	1470 lm	1540 lm	1580 lm	1590 lm
	Artikel-Nr.	Zubehör		2700 K	3000 K	3500 K	4000 K
	07530.13.	Spotlight-Adapter Z000M	LED-Type 13	1330 lm	1390 lm	1430 lm	1440 lm
		Beam angle 10° - 40°	LED-Type 14	1850 lm	1930 lm	1990 lm	2000 lm
			LED-Type 15	2510 lm	2620 lm	2700 lm	2710 lm
	Artikel-Nr.	Zubehör		2700 K	3000 K	3500 K	4000 K
	07530.18.	Spotlight-Adapter Z000M	LED-Type 16	1840 lm	1920 lm	1960 lm	1980 lm
		Beam angle 7° - 35°	LED-Type 17	2500 lm	2610 lm	2670 lm	2700 lm
			LED-Type 18	3610 lm	3770 lm	3860 lm	3900 lm