

LED Track-mounted spotlight

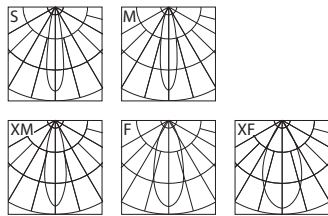
- › For general lighting and goods presentation
- › Luminaire housing made of aluminium and steel
- › Powder-coated surface
- › 3-circuit universal adapter
- › Pan-and-tilt adjustment; 335°/ 350°
- › LED COB-Array, L90/B10 - 50000 h



- › Mid Flux LED-Type 16, 26 17 W
- › High Flux LED-Type 17, 27 23 W

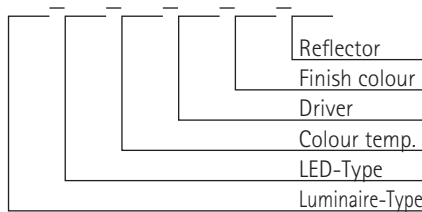
Luminous flux High Performance (CRI > 90)

	2700 K	3000 K	3500 K	4000 K
LED-Type 26	1710 lm	1750 lm	1850 lm	1870 lm
LED-Type 27	2330 lm	2390 lm	2540 lm	2550 lm

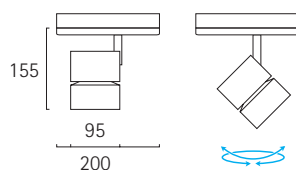


Luminous flux High Efficiency (CRI > 82)

	2700 K	3000 K	3500 K	4000 K
LED-Type 16	1970 lm	2060 lm	2140 lm	2190 lm
LED-Type 17	2700 lm	2810 lm	2920 lm	3000 lm



article number configurator



	LED-Type	Colour temp.	Driver	Finish colour	Reflector
11825.	16.	27.= 2700 K	02.= EVG	20.= to RAL	S = 19°
	17.	30.= 3000 K	03.= 1-10V	23.= Luna-silver	M = 23°
	...	35.= 3500 K	10.= DALI	30.= matt black	XM = 28°
		40.= 4000 K		32.= matt white	F = 37°
					XF = 60°