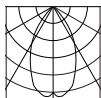


LED Downlight rund

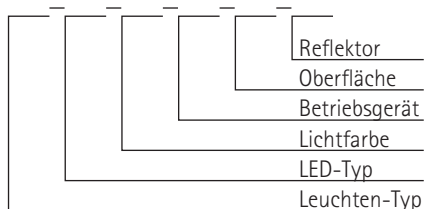
- › Leuchtengehäuse aus Aluminium und Stahl
- › Oberfläche pulverbeschichtet
- › Aluminiumreflektor silber, stückeloxiert
- › passives Kühlsystem
- › LED COB-Array, L90/B10 - 50000 h



- › Small Flux LED-Typ 81
- › Mid Flux LED-Typ 82
- › High Flux LED-Typ 83
- › Ultra Flux LED-Typ 84







breit (60°)



Artikelnummer-Schlüssel



Lichtstrom High Efficiency (CRI > 82)

	Artikel	LED-Typ	2700 K	3000 K	3500 K	4000 K	Leistung
ET 125   DA Ø 145 AD Ø 165	12830	81	1850 lm	1990 lm	2020 lm	2060 lm	15 W
		82	2580 lm	2780 lm	2820 lm	2870 lm	20 W
		83	3290 lm	3530 lm	3580 lm	3660 lm	25 W
		84	4400 lm	4730 lm	4800 lm	4900 lm	34 W
ET 125   DA Ø 165 AD Ø 190	12840	81	1850 lm	1990 lm	2020 lm	2060 lm	15 W
		82	2580 lm	2780 lm	2820 lm	2870 lm	20 W
		83	3290 lm	3530 lm	3580 lm	3660 lm	25 W
		84	4400 lm	4730 lm	4800 lm	4900 lm	34 W