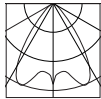


LED Downlight rund

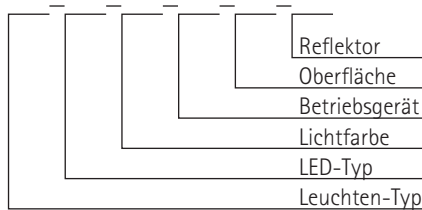
- › Leuchtengehäuse aus Aluminium und Stahl
- › Oberfläche pulverbeschichtet
- › Aluminiumreflektor silber, stückeloxiert
- › passives Kühlsystem
- › Dimmbares Netzteil, Schnittstelle DALI
- › LED COB-Array, L90/B10 - 50000 h



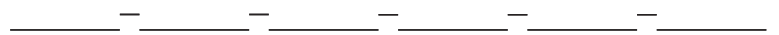
- › Small Flux LED-Typ 81
- › Mid Flux LED-Typ 82
- › High Flux LED-Typ 83
- › Ultra Flux LED-Typ 84



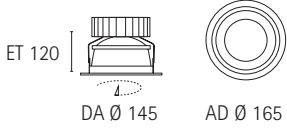

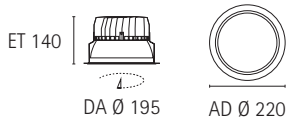
breit



Artikelnummer-Schlüssel



Lichtstrom High Efficiency (CRI > 82)

	Artikel	LED-Typ	2700 K	3000 K	3500 K	4000 K	Leistung
 <p>ET 120 DA Ø 145 AD Ø 165</p>	12130	81	1460 lm	1570 lm	1600 lm	1630 lm	15 W
		82	2040 lm	2200 lm	2230 lm	2270 lm	20 W
		83	2600 lm	2800 lm	2840 lm	2890 lm	25 W
		84	3480 lm	3740 lm	3800 lm	3880 lm	34 W
 <p>ET 140 DA Ø 165 AD Ø 190</p>	12140	81	1470 lm	1580 lm	1610 lm	1640 lm	15 W
		82	2050 lm	2210 lm	2240 lm	2290 lm	20 W
		83	2620 lm	2810 lm	2860 lm	2910 lm	25 W
		84	3510 lm	3770 lm	3830 lm	3900 lm	34 W
 <p>ET 140 DA Ø 195 AD Ø 220</p>	12150	81	1610 lm	1390 lm	1490 lm	1540 lm	15 W
		82	2250 lm	1950 lm	2080 lm	2150 lm	20 W
		83	2860 lm	2480 lm	2650 lm	2740 lm	25 W
		84	3830 lm	3320 lm	3550 lm	3670 lm	34 W

Stand 04.2022

Irrtümer und technische Änderungen vorbehalten!