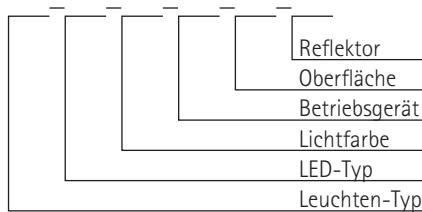
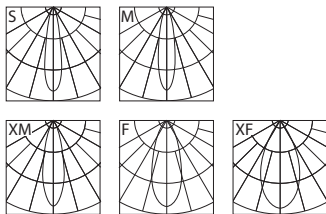


## LED Schienenstrahler

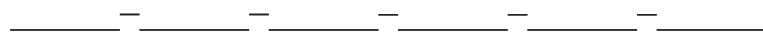
- › zur Allgemeinbeleuchtung und Wareninszenierung
- › Leuchtgehäuse aus Aluminium und Stahl
- › Oberfläche pulverbeschichtet
- › 3-Phasen-Universal-Stromschienenadapter
- › dreh- und schwenkbar; 335°/ 2 X 100°
- › LED COB-Array, L90/B10 - 50000 h



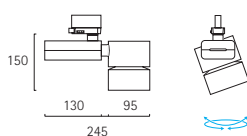
- › Mid Flux LED-Typ 16
- › High Flux LED-Typ 17
- › Ultra Flux LED-Typ 18



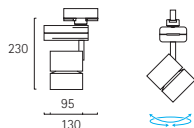
### Artikelnummer-Schlüssel



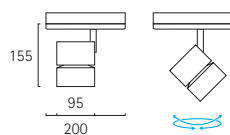
### Lichtstrom High Efficiency (CRI > 82)



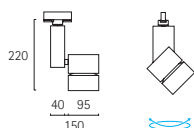
Artikel	LED-Typ	2700 K	3000 K	3500 K	4000 K	Leistung
11800	16	2110 lm	2240 lm	2300 lm	2300 lm	17 W
	17	2890 lm	3070 lm	3140 lm	3150 lm	23 W
	18	4180 lm	4440 lm	4540 lm	4550 lm	33 W



11820	16	2110 lm	2240 lm	2300 lm	2300 lm	17 W
	17	2890 lm	3070 lm	3140 lm	3150 lm	23 W
	18	4180 lm	4440 lm	4540 lm	4550 lm	33 W



11825	16	2110 lm	2240 lm	2300 lm	2300 lm	17 W
	17	2890 lm	3070 lm	3140 lm	3150 lm	23 W
	18	4180 lm	4440 lm	4540 lm	4550 lm	33 W



11830	16	2110 lm	2240 lm	2300 lm	2300 lm	17 W
	17	2890 lm	3070 lm	3140 lm	3150 lm	23 W
	18	4180 lm	4440 lm	4540 lm	4550 lm	33 W